

Advanced Learning Academy

Board Meeting Agenda

**Monday, December 5, 2016
5:30 pm**

**Flexible Learning Lab- Room 115
335 E. Walnut Street
Santa Ana, CA**



If special assistance is needed to participate in the Board meeting, please contact Board Recording Secretary, at (714) 558-5515. Please call prior to the meeting to allow for reasonable arrangements to ensure accessibility to this meeting, per the Americans with Disabilities Act, Title II.

Mission Statement

*We assure well-rounded learning experiences, which prepare our students for success in college and career.
We engage, inspire, and challenge all of our students to become productive citizens, ethical leaders, and positive contributors to our community, country and a global society.*

BOARD OF EDUCATION MEETING INFORMATION

Role of the Board

The Governing Board is elected by the community to provide leadership and citizen oversight of the District's schools. The Board works with the Superintendent to fulfill its major role, including:

1. Setting a direction for the District.
2. Providing a basic organizational structure for the SAUSD by establishing policies.
3. Ensuring accountability.
4. Providing community leadership on behalf of the District and public education.

Agenda Items provided to the Board of Education that include the description of items of business to be considered by the Board for approval at Board Meetings. These items contain recommendations; the Board may exercise action they believe is best for the SAUSD.

Board Meeting Documentation

Any and all supporting materials are made available to the public by the Public Communication Office. They may be reached from 8:00 a.m. – 4:30 p.m. at (714) 558-5555.

Public Comments at Board Meetings

The agenda shall provide members of the public the opportunity to address the Board regarding agenda items before or during the Board's consideration of the item. The agenda also provides members of the public an opportunity to testify at regular meetings on matters which are not on the agenda but which are within the subject matter jurisdiction of the Board.

Individual speakers are allowed three minutes to address the Board on agenda or nonagenda items. The Board may limit the total time for public input on each item to 20 minutes. With the Board's consent, the Board President may increase or decrease the time allowed for public presentation, depending on the topic and the number of persons wishing to be heard. The Board President may take a poll of speakers for or against a particular issue and may ask that additional persons speak only if they have something new to add.

The Board urges that complaints and derogatory remarks against a District employee be made in writing on forms available in the Office of the Superintendent. This allows the District and the Board to examine more carefully the complaint and to initiate the appropriate investigation.

Persons wishing to address the Board on an item on the agenda or an item of business in the Board's jurisdiction are requested to complete a card. This card is to be submitted to the Recording Secretary. The *Request to Address the Board of Education* cards are located on the table in the foyer.

BOARD OF EDUCATION
BOARD MEETING

ADVANCED LEARNING ACADEMY
335 E. WALNUT STREET
SANTA ANA, CA 92701

MONDAY,
December 5, 2016
5:30 PM

BOARD MEETING

A Board Meeting of the Advanced Learning Academy Advisory Board will convene at Advanced Learning Academy, 335 E. Walnut Street, Santa Ana, California, in the Flexible Learning Lab Room 115.

AGENDA

CALL TO ORDER

PLEDGE OF ALLEGIANCE

PRINCIPAL'S REPORT

PUBLIC PRESENTATIONS (Pursuant to Government Code 54954.3)

- Individuals or groups may make presentations or bring matters to the Board's attention that is within the Board's subject matter jurisdiction. Individual speakers are allowed three minutes to address the Board on agenda or non- agenda items.

1.0 APPROVAL OF CONSENT CALENDAR

1.1 Approval of Regular Board Meeting Minutes- November 7, 2016

PRESENTATIONS

- Overview of the First Interim Budget Report
- Feedback from the LCAP Stakeholder Engagement Meeting

DISCUSSION

- Computer Science Partnership with UCI-SAUSD

BOARD REPORTS

ADJOURNMENT

FUTURE MEETING: The next meeting of the ALA Advisory Board will be held on Monday, February 6, 2016 at 1:00 pm at UCI School of Education

Advanced Learning Academy
Santa Ana Unified School District
335 E. Walnut Street
Santa Ana, California 92701
MINUTES
Regular Board Meeting
ALA Advisory Board
November 7, 2016

CALL TO ORDER

The meeting was called to order at 5:43 pm by Mr. Allen. A quorum was present as Mr. Warschauer and Ms. Tate joined the meeting virtually via Google Hangouts.

PLEDGE OF ALLEGIANCE

The meeting was opened with the Pledge of Allegiance led by Mr. Allan.

PUBLIC PRESENTATIONS

There are no members of the public who wish to address the Board at this time.

PRINCIPAL'S MESSAGE

Ms. Garcia shared some of the upcoming November events. ALA is currently working to raise funds for outdoor science camp in Lake Arrowhead. We will have a Skate Night fundraiser at Holiday Skate in Orange on Thursday, Nov. 10. Third and fourth grade students will attend a field trip to SCFA to see Mr. Poppers Penguins on Nov. 15. Our LCAP meetings will be held on Nov. 17 at 8:30 and 5:30 pm. Once we return from Thanksgiving break we will be visited by a team of teachers from outside of Atlanta, Georgia.

APPROVAL OF CONSENT CALENDAR

Approval of the Regular Board Meeting Minutes – October 3, 2016.

It was moved by Mr. Warschauer, and seconded by Ms. Tate. The motion was carried by a 3-0 vote to approve the Regular Board Meeting minutes from October 3, 2016.

REGULAR AGENDA-ACTION ITEMS

There are no regular action items at this time.

PRESENTATIONS

Ms. Garcia presented on the grading system for 3-5th and 6-8th grades and the board held a discussion on the infographic of ALA's pedagogical practices.

BOARD REPORTS


Mr. Allen – Looks forward to the ongoing discussions on Competency Education and our continued partnership with UCI- School of Education.

ADJOURNMENT

There being no further business to come before the Board, the Board meeting was adjourned at 6:25 pm by Mr. Allen.

The next regular meeting of the ALA Advisory Board will be held on Monday, December 5, 2016 at 5:30pm.

Attest:



Kimberly A. Garcia
Secretary
ALA Advisory Board

AGENDA ITEM BACKUP SHEET
December 5, 2016

Board Meeting

TITLE: Overview of the First Interim Budget Report

ITEM: Presentation

SUBMITTED BY: Kimberly Garcia, Principal, Advanced Learning Academy

PREPARED BY: Kimberly Garcia, Principal, Advanced Learning Academy

BACKGROUND INFORMATION:

Provide an overview of the First Interim Budget Report.

RATIONALE:

To engage the Board in an overview of the First Interim Budget Report.

FUNDING:

Not Applicable

RECOMMENDATION:

Not Applicable

Charter Schools Special Revenue Fund



Artwork created by a Santa Ana Unified School District student from McFadden Intermediate School.

Description	Resource Codes	Object Codes	Original Budget (A)	Board Approved Operating Budget (B)	Actuals To Date (C)	Projected Year Totals (D)	Difference (Col B & D) (E)	% Diff Column B & D (F)
A. REVENUES								
1) LCFF Sources		8010-8099	1,940,958.00	1,940,958.00	202,672.28	2,146,083.00	205,127.00	10.6%
2) Federal Revenue		8100-8299	0.00	0.00	0.00	50,021.25	50,021.25	New
3) Other State Revenue		8300-8599	112,585.00	112,585.00	0.00	274,549.00	161,964.00	143.9%
4) Other Local Revenue		8600-8799	2,000.00	2,000.00	2,277.86	2,600.00	600.00	30.0%
5) TOTAL, REVENUES			2,055,521.00	2,055,521.00	204,950.12	2,473,253.25		
B. EXPENDITURES								
1) Certificated Salaries		1000-1999	888,541.40	888,541.40	249,987.13	1,108,229.31	(217,687.91)	-24.5%
2) Classified Salaries		2000-2999	391,995.00	391,995.00	67,757.45	499,153.82	(107,158.82)	-27.3%
3) Employee Benefits		3000-3999	494,159.42	494,159.42	108,330.28	595,539.24	(101,379.82)	-20.5%
4) Books and Supplies		4000-4999	52,715.00	52,715.00	77,609.34	232,740.83	(180,025.63)	-341.5%
5) Services and Other Operating Expenditures		5000-5999	13,200.00	13,200.00	24,219.72	105,726.72	(92,526.72)	-701.0%
6) Capital Outlay		6000-6999	0.00	0.00	0.00	0.00	0.00	0.0%
7) Other Outgo (excluding Transfers of Indirect Costs)		7100-7299, 7400-7499	0.00	0.00	0.00	0.00	0.00	0.0%
8) Other Outgo - Transfers of Indirect Costs		7300-7399	0.00	0.00	0.00	49,998.85	(49,998.85)	New
9) TOTAL, EXPENDITURES			1,840,610.82	1,840,610.82	528,103.92	2,589,386.57		
C. EXCESS (DEFICIENCY) OF REVENUES OVER EXPENDITURES BEFORE OTHER FINANCING SOURCES AND USES (A5 - B9)			214,910.18	214,910.18	(323,153.80)	(116,135.32)		
D. OTHER FINANCING SOURCES/USES								
1) Interfund Transfers								
a) Transfers In		8900-8929	108,699.00	108,699.00	1,000,000.00	1,097,322.00	990,623.00	928.4%
b) Transfers Out		7600-7629	0.00	0.00	0.00	0.00	0.00	0.0%
2) Other Sources/Uses								
a) Sources		8930-8979	0.00	0.00	0.00	0.00	0.00	0.0%
b) Uses		7630-7699	0.00	0.00	0.00	0.00	0.00	0.0%
3) Contributions		8980-8999	0.00	0.00	0.00	0.00	0.00	0.0%
4) TOTAL, OTHER FINANCING SOURCES/USES			108,699.00	108,699.00	1,000,000.00	1,097,322.00		

Description	Resource Codes	Object Codes	Original Budget (A)	Board Approved Operating Budget (B)	Actuals To Date (C)	Projected Year Totals (D)	Difference (Col B & D) (E)	% Diff Column B & D (F)
E. NET INCREASE (DECREASE) IN FUND BALANCE (C + D4)			321,609.18	321,609.18	676,846.20	981,186.68		
F. FUND BALANCE, RESERVES								
1) Beginning Fund Balance								
a) As of July 1 - Unaudited		9791	34,532.25	34,532.25		0.00	(34,532.25)	-100.0%
b) Audit Adjustments		9793	0.00	0.00		0.00	0.00	0.0%
c) As of July 1 - Audited (F1a + F1b)			34,532.25	34,532.25		0.00		
d) Other Restatements		9795	0.00	0.00		0.00	0.00	0.0%
e) Adjusted Beginning Balance (F1c + F1d)			34,532.25	34,532.25		0.00		
2) Ending Balance, June 30 (E + F1e)			356,141.43	356,141.43		981,186.68		
Components of Ending Fund Balance								
a) Nonspendable								
Revolving Cash		9711	0.00	0.00		0.00		
Stores		9712	0.00	0.00		0.00		
Prepaid Expenditures		9713	0.00	0.00		0.00		
All Others		9719	0.00	0.00		0.00		
b) Restricted		9740	61,693.25	61,693.25		10,538.00		
c) Committed								
Stabilization Arrangements		9750	0.00	0.00		0.00		
Other Commitments		9760	0.00	0.00		0.00		
d) Assigned								
Other Assignments		9780	294,448.18	294,448.18		970,646.68		
e) Unassigned/Unappropriated								
Reserve for Economic Uncertainties		9789	0.00	0.00		0.00		
Unassigned/Unappropriated Amount		9790	0.00	0.00		0.00		

Description	Resource Codes	Object Codes	Original Budget (A)	Board Approved Operating Budget (B)	Actuals To Date (C)	Projected Year Totals (D)	Difference (Col B & D) (E)	% Diff Column B & D (F)
LCFF SOURCES								
Principal Apportionment State Aid - Current Year		8011	1,445,491.00	1,445,491.00	196,584.26	1,599,326.00	153,835.00	10.6%
Education Protection Account State Aid - Current Year		8012	42,400.00	42,400.00	6,088.00	46,907.00	4,507.00	10.6%
State Aid - Prior Years		8019	0.00	0.00	0.00	0.00	0.00	0.0%
LCFF Transfers								
Unrestricted LCFF Transfers - Current Year	0000	8091	0.00	0.00	0.00	0.00	0.00	0.0%
All Other LCFF Transfers - Current Year	All Other	8091	0.00	0.00	0.00	0.00	0.00	0.0%
Transfers to Charter Schools in Lieu of Property Taxes		8096	453,085.00	453,085.00	0.00	499,850.00	46,765.00	10.3%
Property Taxes Transfers		8097	0.00	0.00	0.00	0.00	0.00	0.0%
LCFF/Revenue Limit Transfers - Prior Years		8099	0.00	0.00	0.00	0.00	0.00	0.0%
TOTAL, LCFF SOURCES			1,940,956.00	1,940,956.00	202,672.26	2,146,083.00	205,127.00	10.6%
FEDERAL REVENUE								
Maintenance and Operations		8110	0.00	0.00	0.00	0.00	0.00	0.0%
Special Education Entitlement		8181	0.00	0.00	0.00	0.00	0.00	0.0%
Special Education Discretionary Grants		8182	0.00	0.00	0.00	0.00	0.00	0.0%
Child Nutrition Programs		8220	0.00	0.00	0.00	0.00	0.00	0.0%
Donated Food Commodities		8221	0.00	0.00	0.00	0.00	0.00	0.0%
Interagency Contracts Between LEAs		8285	0.00	0.00	0.00	0.00	0.00	0.0%
NCLB: Title I, Part A, Basic Grants Low-Income and Neglected	3010	8290	0.00	0.00	0.00	50,021.25	50,021.25	New
NCLB: Title I, Part D, Local Delinquent Program	3025	8290	0.00	0.00	0.00	0.00	0.00	0.0%
NCLB: Title II, Part A, Teacher Quality	4035	8290	0.00	0.00	0.00	0.00	0.00	0.0%
NCLB: Title III, Immigrant Education Program	4201	8290	0.00	0.00	0.00	0.00	0.00	0.0%
NCLB: Title III, Limited English Proficient (LEP) Student Program	4203	8290	0.00	0.00	0.00	0.00	0.00	0.0%
NCLB: Title V, Part B, Public Charter Schools Grant Program (PCSGP)	4610	8290	0.00	0.00	0.00	0.00	0.00	0.0%
Other No Child Left Behind	3012-3020, 3030-3199, 4036-4126, 5510	8290	0.00	0.00	0.00	0.00	0.00	0.0%
Vocational and Applied Technology Education	3500-3699	8290	0.00	0.00	0.00	0.00	0.00	0.0%
Safe and Drug Free Schools	3700-3799	8290	0.00	0.00	0.00	0.00	0.00	0.0%
All Other Federal Revenue	All Other	8290	0.00	0.00	0.00	0.00	0.00	0.0%
TOTAL, FEDERAL REVENUE			0.00	0.00	0.00	50,021.25	50,021.25	New
OTHER STATE REVENUE								
Other State Apportionments								
Special Education Master Plan Current Year	8500	8311	0.00	0.00	0.00	0.00	0.00	0.0%
Prior Years	6500	8319	0.00	0.00	0.00	0.00	0.00	0.0%
All Other State Apportionments - Current Year	All Other	8311	0.00	0.00	0.00	0.00	0.00	0.0%
All Other State Apportionments - Prior Years	All Other	8319	0.00	0.00	0.00	0.00	0.00	0.0%
Child Nutrition Programs		8520	0.00	0.00	0.00	0.00	0.00	0.0%
Mandated Costs Reimbursements		8550	2,968.00	2,968.00	0.00	1,730.00	(1,238.00)	-41.7%
Lottery - Unrestricted and Instructional Materials		8580	40,078.00	40,078.00	0.00	44,258.00	4,180.00	10.4%
After School Education and Safety (ASES)	8010	8590	0.00	0.00	0.00	150,000.00	150,000.00	New

Description	Resource Codes	Object Codes	Original Budget (A)	Board Approved Operating Budget (B)	Actuals To Date (C)	Projected Year Totals (D)	Difference (Col B & D) (E)	% Diff Column B & D (F)
Charter School Facility Grant	6030	8590	0.00	0.00	0.00	0.00	0.00	0.0%
Drug/Alcohol/Tobacco Funds	6890	8590	0.00	0.00	0.00	0.00	0.00	0.0%
California Clean Energy Jobs Act	6230	8590	0.00	0.00	0.00	0.00	0.00	0.0%
Career Technical Education Incentive Grant Program	6387	8590	0.00	0.00	0.00	0.00	0.00	0.0%
Specialized Secondary	7370	8590	0.00	0.00	0.00	0.00	0.00	0.0%
Quality Education Investment Act	7400	8590	0.00	0.00	0.00	0.00	0.00	0.0%
Common Core State Standards Implementation	7405	8590	0.00	0.00	0.00	0.00	0.00	0.0%
All Other State Revenue	All Other	8590	69,519.00	69,519.00	0.00	78,561.00	9,042.00	13.0%
TOTAL, OTHER STATE REVENUE			112,565.00	112,565.00	0.00	274,549.00	161,984.00	143.9%
OTHER LOCAL REVENUE								
Sales								
Sale of Equipment/Supplies		8631	0.00	0.00	0.00	0.00	0.00	0.0%
Sale of Publications		8632	0.00	0.00	0.00	0.00	0.00	0.0%
Food Service Sales		8634	0.00	0.00	0.00	0.00	0.00	0.0%
All Other Sales		8639	0.00	0.00	0.00	0.00	0.00	0.0%
Leases and Rentals		8650	0.00	0.00	0.00	0.00	0.00	0.0%
Interest		8660	2,000.00	2,000.00	1,877.86	2,000.00	0.00	0.0%
Net Increase (Decrease) in the Fair Value of Investments		8662	0.00	0.00	0.00	0.00	0.00	0.0%
Fees and Contracts								
Child Development Parent Fees		8673	0.00	0.00	0.00	0.00	0.00	0.0%
Transportation Fees From Individuals		8675	0.00	0.00	0.00	0.00	0.00	0.0%
Interagency Services		8677	0.00	0.00	0.00	0.00	0.00	0.0%
All Other Fees and Contracts		8689	0.00	0.00	0.00	0.00	0.00	0.0%
Other Local Revenue								
All Other Local Revenue		8699	0.00	0.00	600.00	600.00	600.00	New
Tuition		8710	0.00	0.00	0.00	0.00	0.00	0.0%
All Other Transfers In		8781-8783	0.00	0.00	0.00	0.00	0.00	0.0%
Transfers of Apportionments								
Special Education SELPA Transfers								
From Districts or Charter Schools	6500	8791	0.00	0.00	0.00	0.00	0.00	0.0%
From County Offices	6500	8792	0.00	0.00	0.00	0.00	0.00	0.0%
From JPAs	6500	8793	0.00	0.00	0.00	0.00	0.00	0.0%
Other Transfers of Apportionments								
From Districts or Charter Schools	All Other	8791	0.00	0.00	0.00	0.00	0.00	0.0%
From County Offices	All Other	8792	0.00	0.00	0.00	0.00	0.00	0.0%
From JPAs	All Other	8793	0.00	0.00	0.00	0.00	0.00	0.0%
All Other Transfers In from All Others		8799	0.00	0.00	0.00	0.00	0.00	0.0%
TOTAL, OTHER LOCAL REVENUE			2,000.00	2,000.00	2,277.86	2,600.00	600.00	30.0%
TOTAL REVENUES			2,055,521.00	2,055,521.00	204,950.12	2,473,253.25		

Description	Resource Codes	Object Codes	Original Budget (A)	Board Approved Operating Budget (B)	Actuals To Date (C)	Projected Year Totals (D)	Difference (Col B & D) (E)	% Diff Column B & D (F)
CERTIFICATED SALARIES								
Certificated Teachers' Salaries		1100	758,431.40	758,431.40	208,531.06	980,617.48	(222,186.08)	-29.3%
Certificated Pupil Support Salaries		1200	0.00	0.00	0.00	0.00	0.00	0.0%
Certificated Supervisors' and Administrators' Salaries		1300	130,110.00	130,110.00	31,096.74	115,148.91	14,961.09	11.5%
Other Certificated Salaries		1900	0.00	0.00	10,359.33	10,462.92	(10,462.92)	New
TOTAL, CERTIFICATED SALARIES			888,541.40	888,541.40	249,987.13	1,106,229.31	(217,687.91)	-24.5%
CLASSIFIED SALARIES								
Classified Instructional Salaries		2100	81,110.00	81,110.00	9,512.28	100,600.97	(19,490.97)	-24.0%
Classified Support Salaries		2200	50,640.00	50,640.00	12,660.00	52,575.00	(1,935.00)	-3.8%
Classified Supervisors' and Administrators' Salaries		2300	0.00	0.00	0.00	0.00	0.00	0.0%
Clerical, Technical and Office Salaries		2400	217,900.00	217,900.00	42,274.78	303,132.85	(85,232.85)	-39.1%
Other Classified Salaries		2900	42,345.00	42,345.00	3,310.39	42,845.00	(500.00)	-1.2%
TOTAL, CLASSIFIED SALARIES			391,995.00	391,995.00	67,757.45	499,153.82	(107,158.82)	-27.3%
EMPLOYEE BENEFITS								
STRS		3101-3102	181,297.07	181,297.07	31,448.34	217,725.48	(36,428.41)	-20.1%
PERS		3201-3202	43,822.27	43,822.27	9,113.43	55,279.64	(11,457.37)	-26.1%
OASDI/Medicare/Alternative		3301-3302	39,366.65	39,366.65	8,177.91	49,991.80	(10,605.15)	-26.9%
Health and Welfare Benefits		3401-3402	155,922.66	155,922.66	41,459.58	184,882.40	(28,959.74)	-18.6%
Unemployment Insurance		3501-3502	640.30	640.30	157.07	798.01	(157.71)	-24.6%
Workers' Compensation		3601-3602	19,228.28	19,228.28	4,766.41	23,905.28	(4,677.00)	-24.3%
OPEB, Allocated		3701-3702	0.00	0.00	0.00	0.00	0.00	0.0%
OPEB, Active Employees		3751-3752	53,882.19	53,882.19	13,207.54	62,956.63	(9,094.44)	-16.9%
Other Employee Benefits		3901-3902	0.00	0.00	0.00	0.00	0.00	0.0%
TOTAL, EMPLOYEE BENEFITS			494,159.42	494,159.42	108,330.28	595,539.24	(101,379.82)	-20.5%
BOOKS AND SUPPLIES								
Approved Textbooks and Core Curricula Materials		4100	0.00	0.00	0.00	0.00	0.00	0.0%
Books and Other Reference Materials		4200	0.00	0.00	0.00	0.00	0.00	0.0%
Materials and Supplies		4300	52,715.00	52,715.00	66,514.05	213,011.77	(180,296.77)	-304.1%
Noncapitalized Equipment		4400	0.00	0.00	11,295.29	19,728.66	(19,728.66)	New
Food		4700	0.00	0.00	0.00	0.00	0.00	0.0%
TOTAL, BOOKS AND SUPPLIES			52,715.00	52,715.00	77,809.34	232,740.63	(180,025.63)	-341.5%
SERVICES AND OTHER OPERATING EXPENDITURES								
Subagreements for Services		5100	1,000.00	1,000.00	0.00	7,150.00	(6,150.00)	-615.0%
Travel and Conferences		5200	0.00	0.00	5,636.89	6,700.00	(6,700.00)	New
Dues and Memberships		5300	0.00	0.00	0.00	6,000.00	(6,000.00)	New
Insurance		5400-5450	0.00	0.00	0.00	0.00	0.00	0.0%
Operations and Housekeeping Services		5500	0.00	0.00	0.00	40,748.65	(40,748.65)	New
Rentals, Leases, Repairs, and Noncapitalized Improvements		5600	0.00	0.00	0.00	3,332.00	(3,332.00)	New
Transfers of Direct Costs		5710	0.00	0.00	0.00	0.00	0.00	0.0%
Transfers of Direct Costs - Interfund		5750	0.00	0.00	0.00	1,000.00	(1,000.00)	New
Professional/Consulting Services and Operating Expenditures		5800	12,200.00	12,200.00	18,567.85	39,154.00	(26,954.00)	-220.9%
Communications		5900	0.00	0.00	14.98	1,642.07	(1,642.07)	New
TOTAL, SERVICES AND OTHER OPERATING EXPENDITURES			13,200.00	13,200.00	24,219.72	105,726.72	(92,526.72)	-701.0%

Description	Resource Codes	Object Codes	Original Budget (A)	Board Approved Operating Budget (B)	Actuals To Date (C)	Projected Year Totals (D)	Difference (Col B & D) (E)	% Diff Column B & D (F)
CAPITAL OUTLAY								
Land		6100	0.00	0.00	0.00	0.00	0.00	0.0%
Land Improvements		6170	0.00	0.00	0.00	0.00	0.00	0.0%
Buildings and Improvements of Buildings		6200	0.00	0.00	0.00	0.00	0.00	0.0%
Books and Media for New School Libraries or Major Expansion of School Libraries		6300	0.00	0.00	0.00	0.00	0.00	0.0%
Equipment		6400	0.00	0.00	0.00	0.00	0.00	0.0%
Equipment Replacement		6500	0.00	0.00	0.00	0.00	0.00	0.0%
TOTAL, CAPITAL OUTLAY			0.00	0.00	0.00	0.00	0.00	0.0%
OTHER OUTGO (excluding Transfers of Indirect Costs)								
Tuition								
Tuition for Instruction Under Interdistrict Attendance Agreements		7110	0.00	0.00	0.00	0.00	0.00	0.0%
Tuition, Excess Costs, and/or Deficit Payments Payments to Districts or Charter Schools		7141	0.00	0.00	0.00	0.00	0.00	0.0%
Payments to County Offices		7142	0.00	0.00	0.00	0.00	0.00	0.0%
Payments to JPAs		7143	0.00	0.00	0.00	0.00	0.00	0.0%
Other Transfers Out								
All Other Transfers		7281-7283	0.00	0.00	0.00	0.00	0.00	0.0%
All Other Transfers Out to All Others		7299	0.00	0.00	0.00	0.00	0.00	0.0%
Debt Service								
Debt Service - Interest		7438	0.00	0.00	0.00	0.00	0.00	0.0%
Other Debt Service - Principal		7439	0.00	0.00	0.00	0.00	0.00	0.0%
TOTAL, OTHER OUTGO (excluding Transfers of Indirect Costs)			0.00	0.00	0.00	0.00	0.00	0.0%
OTHER OUTGO - TRANSFERS OF INDIRECT COSTS								
Transfers of Indirect Costs		7310	0.00	0.00	0.00	0.00	0.00	0.0%
Transfers of Indirect Costs - Interfund		7350	0.00	0.00	0.00	49,998.85	(49,998.85)	New
TOTAL, OTHER OUTGO - TRANSFERS OF INDIRECT COSTS			0.00	0.00	0.00	49,998.85	(49,998.85)	New
TOTAL EXPENDITURES			1,640,610.82	1,640,610.82	528,103.92	2,569,388.57		

Description	Resource Codes	Object Codes	Original Budget (A)	Board Approved Operating Budget (B)	Actuals To Date (C)	Projected Year Totals (D)	Difference (Col B & D) (E)	% Diff Column B & D (F)
INTERFUND TRANSFERS								
INTERFUND TRANSFERS IN								
Other Authorized Interfund Transfers In		8919	106,699.00	106,699.00	1,000,000.00	1,097,322.00	990,623.00	928.4%
(a) TOTAL, INTERFUND TRANSFERS IN			106,699.00	106,699.00	1,000,000.00	1,097,322.00	990,623.00	928.4%
INTERFUND TRANSFERS OUT								
Other Authorized Interfund Transfers Out		7619	0.00	0.00	0.00	0.00	0.00	0.0%
(b) TOTAL, INTERFUND TRANSFERS OUT			0.00	0.00	0.00	0.00	0.00	0.0%
OTHER SOURCES/USES								
SOURCES								
Other Sources								
Transfers from Funds of Lapsed/Reorganized LEAs		8965	0.00	0.00	0.00	0.00	0.00	0.0%
Long-Term Debt Proceeds								
Proceeds from Capital Leases		8972	0.00	0.00	0.00	0.00	0.00	0.0%
All Other Financing Sources		8979	0.00	0.00	0.00	0.00	0.00	0.0%
(c) TOTAL, SOURCES			0.00	0.00	0.00	0.00	0.00	0.0%
USES								
Transfers of Funds from Lapsed/Reorganized LEAs		7651	0.00	0.00	0.00	0.00	0.00	0.0%
All Other Financing Uses		7699	0.00	0.00	0.00	0.00	0.00	0.0%
(d) TOTAL, USES			0.00	0.00	0.00	0.00	0.00	0.0%
CONTRIBUTIONS								
Contributions from Unrestricted Revenues		8980	0.00	0.00	0.00	0.00	0.00	0.0%
Contributions from Restricted Revenues		8990	0.00	0.00	0.00	0.00	0.00	0.0%
(e) TOTAL, CONTRIBUTIONS			0.00	0.00	0.00	0.00	0.00	0.0%
TOTAL, OTHER FINANCING SOURCES/USES (a - b + c - d + e)			106,699.00	106,699.00	1,000,000.00	1,097,322.00		

Resource	Description	2016/17
		Projected Year Totals
6300	Lottery: Instructional Materials	10,538.00
Total, Restricted Balance		10,538.00

AGENDA ITEM BACKUP SHEET
December 5, 2016

Board Meeting

TITLE: Feedback from the LCAP Stakeholder Engagement Meeting

ITEM: Presentation

SUBMITTED BY: Kimberly Garcia, Principal, Advanced Learning Academy

PREPARED BY: Kimberly Garcia, Principal, Advanced Learning Academy

BACKGROUND INFORMATION:

LCAP Stakeholder Engagement Meeting.

RATIONALE:

To provide feedback to the Board regarding the LCAP Stakeholder Engagement Meeting.

FUNDING:

Not Applicable

RECOMMENDATION:

Not Applicable

Advanced Learning Academy



LCAP

Stakeholder Engagement Meeting

November 17, 2016

What will we do at this meeting?

- Let you know about activities we have done (2015-16)
- Let you know about activities that are coming up (2016-17)
- Gather information from you about which of these activities helps your child's learning
- Gather information from you about what we can do to better assist your child's learning

¿Qué haremos hoy?

- Informarles sobre actividades que hemos realizado (2015-16)
- Informarles sobre actividades próximas (2016-17)
- Recolectar información de ustedes acerca de cuáles de estas actividades ayudan al aprendizaje de su hijo/a
- Recolectar información de ustedes acerca de lo que podemos hacer para ayudar mejor al aprendizaje de su hijo/a

Three Buckets



Teaching and
Learning

Engagement

School
Climate &
Safety

**Enseñanza y
Aprendizaje**

Participación

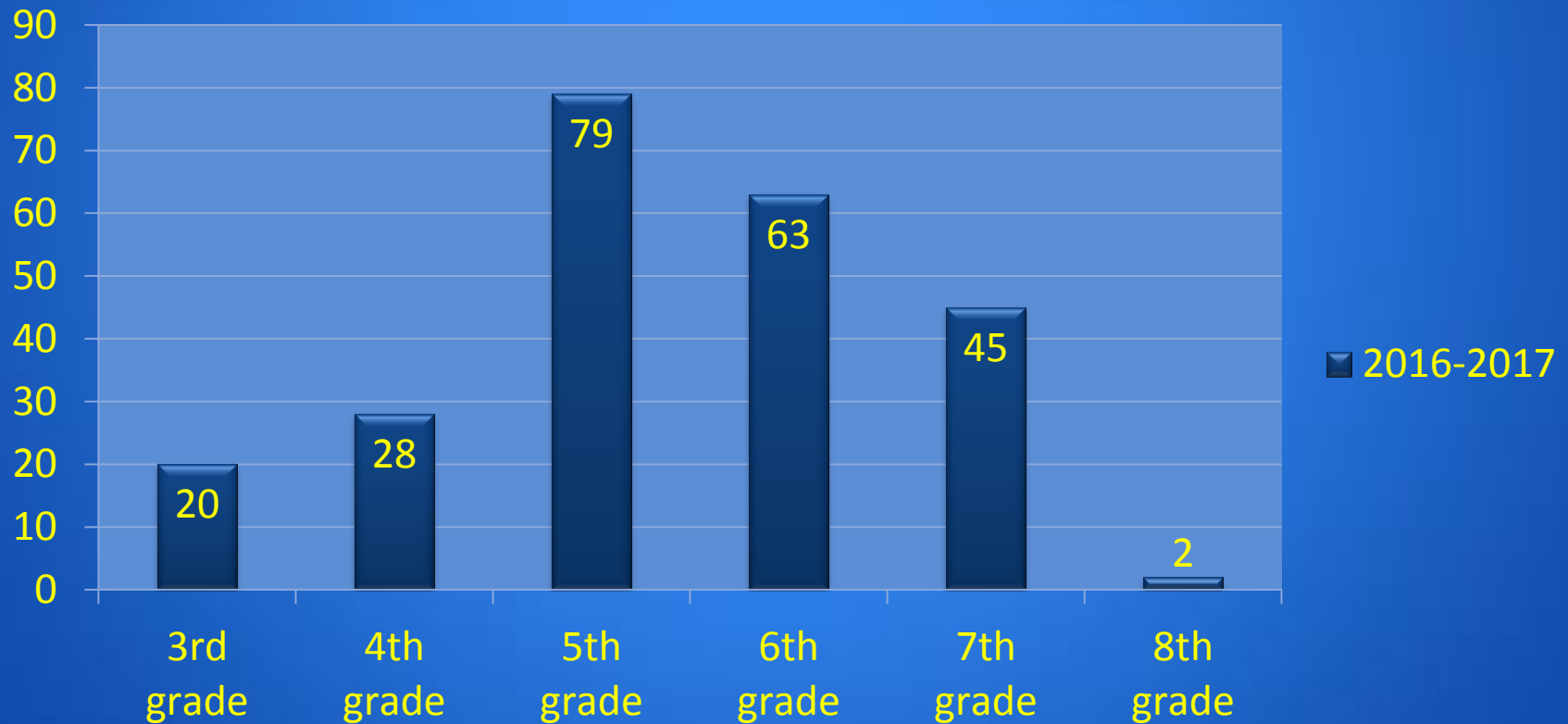
**Ambiente Escolar y
Seguridad**



Student Enrollment by Grade

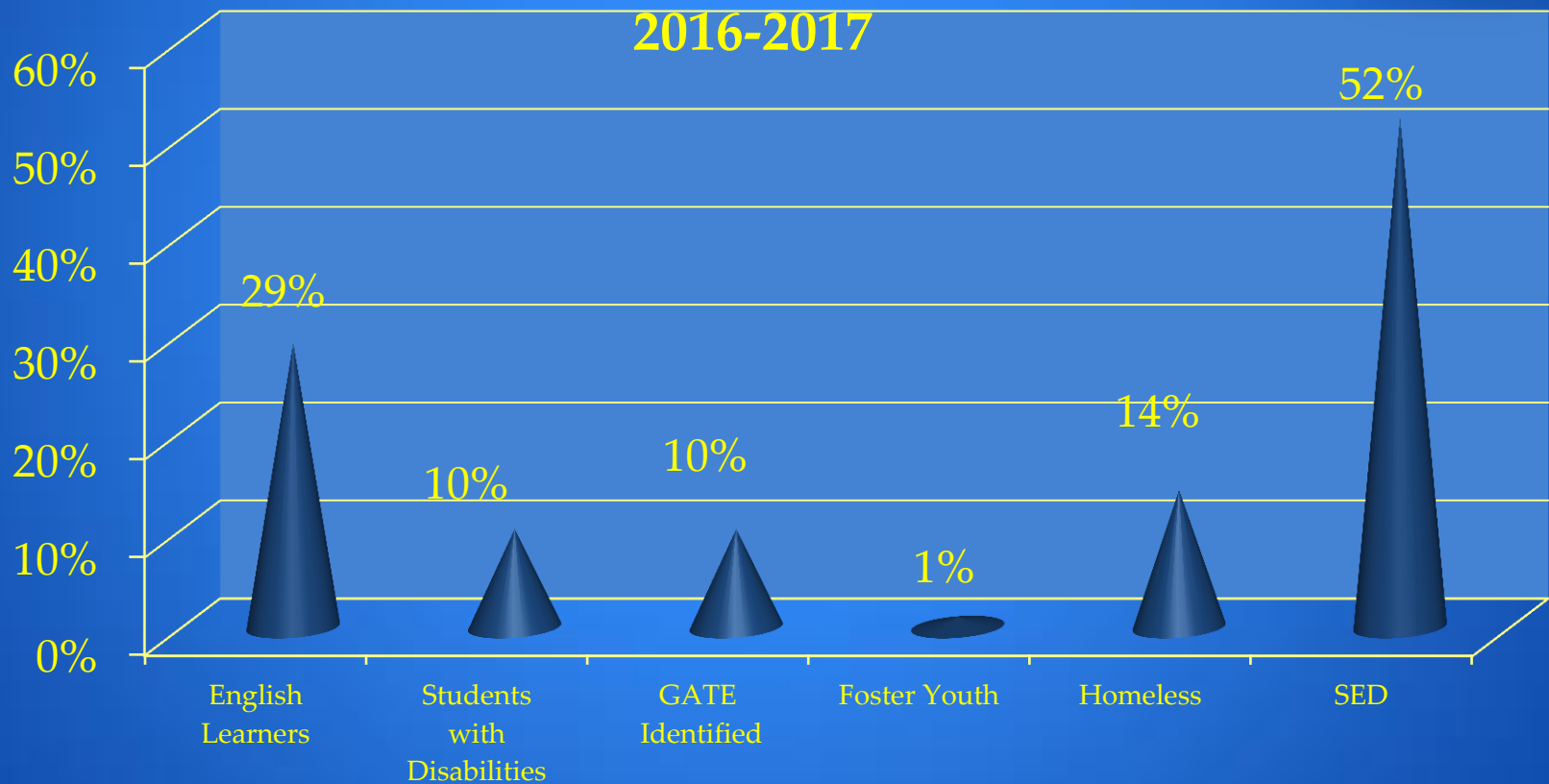


2016-2017





Special Populations



Source: Aeries, July 2016

A young man with glasses and a grey hoodie is sitting at a desk, writing in a notebook with a green pen. He is looking down at his work. In the background, other students are visible, and a bulletin board with papers is on the wall. A white binder with a green label is on the desk in the foreground.

Goal 1: Teaching and Learning

Meta 1: Enseñanza y Aprendizaje

Goal 1: Teaching and Learning

- What have we done?
 - Competency Based Learning
 - Personalized Learning
 - 1:1 Electronic Devices
 - Digital Curriculum (ELA/Math/Social Studies/Science_
 - 100 additional iPads for classroom support
 - (10 per classroom)
 - Project Based Learning
 - Weekly Mentoring/Coaching Sessions with Students
 - Schoolwide Implementation of Physical Education

Meta 1: Enseñanza y Aprendizaje

- ¿Qué hemos hecho?
 - Aprendizaje basado en la capacidad
 - Aprendizaje individual
 - Aparatos electronicos para cada estudiante
 - Curriculum digital(Lenguaje/Matematicas/ Estudios sociales /Ciencia
 - 100 extra IPADS para el apoyo educativo
 - (10 por cada salon)
 - Aprendizaje basado en proyectos
 - Sesiones semanales de entrenamiento/tutoria
 - Programa de educación fisica para todos los estudiantes

Goal 1: Teaching and Learning

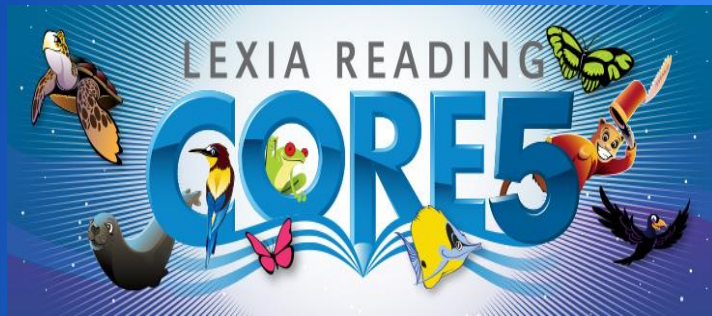
- What have we done?
 - AVID Elementary (Advancement via Individual Determination)
 - WICOR Strategies
 - Personalized Learning Programs
 - Smarty Ants/Lexia/Reading Plus
 - MyOn
 - ST Math
 - AR/STAR
 - Supplemental Learning Programs
 - SIPPS
 - REWARDS
 - Summer Enrichment
 - Leadership Camp
 - Crack the Code

Meta 1: Enseñanza y Aprendizaje

- ¿Qué hemos hecho?
 - AVID Elementary (Avanze a traves de determinación individual)
 - Estrategias WICOR
 - Programas para el aprendizaje individualizado
 - Smarty Ants/Lexia/Reading Plus
 - MyOn
 - ST Math
 - AR/STAR
 - Programas suplementales para el aprendizaje
 - SIPPS
 - Premios
 - Clases de enriquecimiento durante el verano
 - Campamento de liderazgo
 - Crack the Code – Codigos de la computadora



Personalized Learning Programs




Goal 1: Teaching and Learning

- What will we be doing?
 - Project Lead The Way (PLTW)
 - Robotics and Automation
 - Design and Modeling
 - STEM Lab
 - Ozobots
 - Piper
 - 3D Printing
 - Laser Engraver
 - Sewing Machines
 - Prototyping Materials

Meta 1: Enseñanza y Aprendizaje

- ¿Qué haremos?
 - Project Lead The Way (PLTW)- Proyecto liderar el camino
 - Robotica y automatización
 - Diseño y modelado
 - Laboratorio tecnico (STEM)
 - Ozobots
 - Computadoras Piper
 - Impresora de 3 dimensiones
 - Impresora de laser
 - Maquinas de cocer
 - Materiales para construir prototipos

A top-down photograph of four children sitting on a light-colored tiled floor, each holding a tablet. They are arranged in a circle, looking up at the camera and smiling. The child on the left is a girl with a pink flower in her hair, wearing a plaid shirt. The child on the right is a boy wearing a black shirt. The other two children are a girl and a boy, both wearing dark shirts. A semi-transparent yellow rectangle is overlaid on the right side of the image, containing the text 'Goal 2: Engagement' and 'Meta 2: Participación' in yellow font.

Goal 2: Engagement

Meta 2: Participación

Goal 2: Engagement

- What have we done?
 - Professional Development to support 21st Century Learning Skills
 - Collaboration, Critical Thinking, Creativity, Communication
 - Project Based Learning- Voice and Choice
 - Experiential Field Trips
 - VAPA Program- Music and Choir
 - Project CRYSTAL

Meta 2: Participación

- ¿Qué hemos hecho?
 - Entrenamiento profesional para forjar las habilidades para el siglo 21
 - Colaboración, pensamiento critico, creatividad, comunicación
 - Aprendizaje basado en proyectos – voz y voto
 - Paseos con propositos experimentales
 - Programa de musica- Instrumentos musicales y coro
 - Proyecto CRYSTAL

Goal 2: Engagement

- What have we done?
 - Parent Meetings
 - ALA Spirit Days/College Days
 - Family Science Night with Engage 360 Program
 - FEV Tutors
 - during school
 - after school
 - at home
 - Before and after school Computer Lab/Tutoring
 - Lunchtime activities
 - Sports Tournaments
 - Lip Sync Contest

Meta 2: Participación

- ¿Qué hemos hecho?
 - Juntas de padres
 - Dias de espiritu escolar y dias universitarios
 - Noche familiar de ciencias en colaboración con el programa Engage 360
 - Tutores FEV
 - Durante las clases
 - Despues de clases
 - En casa
 - Tutoria antes y despues de clases / salón de computadoras
 - Actividades durante las horas del almuerzo
 - Torneos deportivos
 - Concurso de canto

Goal 2: Engagement

- What will we be doing?
 - Experiential Field Trips
 - College Tours
 - 5th/6th Grade Science Camp-Lake Arrowhead
 - California Science Center
 - Makerspace
 - Heritage Museum of Santa Ana
 - Teaming with SAC for Technology Classes
 - Family Nights- Pancake Breakfast
 - Father/Daughter and Mother/Son events
 - Visits from STEM Professionals

Meta 2: Participación

- Qué haremos?
 - Paseos con proposito experimentales
 - Excursiones a universidades
 - Campamento de ciencias para los grados 5^{to} y 6^{to} -Lake Arrowhead
 - Centro de ciencias de California
 - Makerspace
 - Museo de patrimonio de Santa Ana
 - Colaborar con el colegio de Santa Ana para brindar clases tecnicas
 - Noches familiares - desayunos
 - Eventos para padres e hijas / madres e hijos
 - Visitas de profesionales capacitados en STEM

A close-up photograph of two young girls smiling warmly at the camera. The girl on the left is wearing a white collared shirt and a green earring. The girl on the right is wearing a blue shirt. They are both looking directly at the camera with bright, happy expressions. The background is softly blurred, suggesting an outdoor setting with greenery.

Goal 3: Safety and Climate

Meta 3: Seguridad y Ambiente

Goal 3: Safety & Climate

- What have we done?
 - Increased Supervision before, during, and after school
 - Security Gate and Camera
 - Loading Zone to help the flow of traffic
 - Later start time 8:30- 2:58/3:23
 - New PE Equipment for students to use during lunch/recess
 - Schoolwide PBIS expectations- Wolf PRIDE!
 - Trimester awards assemblies

Meta 3: Seguridad y Ambiente

- ¿Qué hemos hecho?
 - Aumentado la supervisión antes y despues de clases
 - Instalación de la puerta de seguridad y camara
 - Zona para dejar y recoger a los estudiantes para ayudar con el flujo de trafico
 - Entrada a clases mas tarde: 8:30 am, salida a 2:58 y 3:23 pm
 - Compra de nuevo equipo deportivo para el uso durante los recreos
 - Expectativas de comportamiento positivo PBIS -Wolf PRIDE!
 - Asamblea de premios para fin de trimestre

Goal 3: Safety & Climate

- What have we done?
 - Student/Parent Surveys
 - California Healthy Kids Survey (March)
 - Brite Bytes Technology Survey (December)
 - Turning Point Counseling
 - 4 hours/ 8 Students
 - TEAMBUILDING Lessons
 - School Nurse/LVN
 - School Dances/ Family Events
 - Restorative Practices

Meta 3: Seguridad y Ambiente

- ¿Qué hemos hecho?
 - Encuesta para padres y estudiantes
 - Encuesta de niños saludables de California en Marzo
 - Encuesta de tecnologica Brite Bytes en Diciembre
 - Consejeria de la organización Turning Point
 - 4 horas/ 8 estudiantes
 - Lecciones de compañerismo
 - Enfermera escolar
 - Bailes escolares / eventos familiares
 - Practicas restorativas

Goal 3: Safety & Climate

- What will we be doing?
 - Additional day of Turning Point Counseling
 - 8 hours/16 Students
 - Monthly Family Events
 - STEM Nights
 - Rock and Jump\
 - Music Performances
 - Choir/Recorders
 - Parent Workshops
 - Anti-Bullying Awareness Lessons

Meta 3: Seguridad y Ambiente

- Qué haremos?

- Dia adicional de servicios de consejeria Turning Point
 - 8 horas/16 estudiantes
- Eventos familiares mensuales
 - Noches de ciencias y tecnologia
 - Rock and Jump\ trampolines
- Actuaciones musicales
 - Coro e instrumentos musicales
- Talleres para padres
- Lecciones sobre como reconocer y parar el “bullying”

2015 READING Student Status Norms

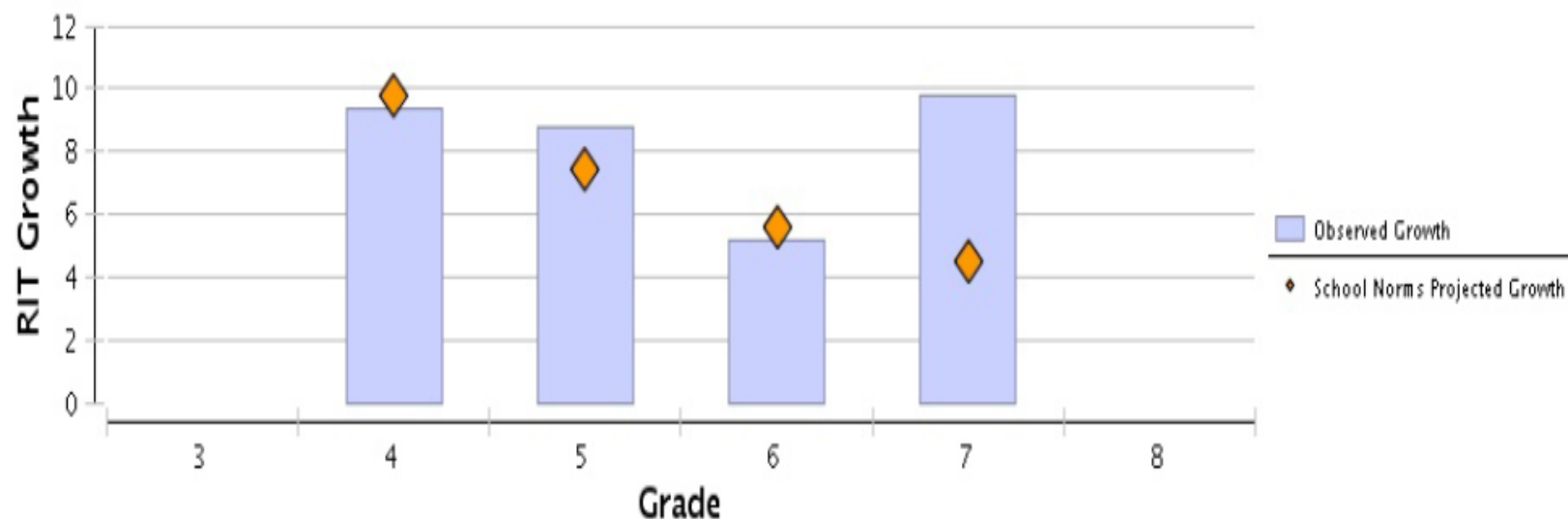
Grade	Fall Mean	Winter Mean	Spring Mean
K	141.0	151.3	158.1
1	160.7	171.5	177.5
2	174.7	184.2	188.7
3	188.3	195.6	196.6
4	198.2	203.6	205.9
5	205.7	209.8	211.8
6	211.0	214.2	215.8
7	214.0	214.2	218.2
8	217.2	219.1	220.1
9	220.2	221.3	221.9
10	220.4	221.0	221.2
11	222.6	222.7	222.3

Advanced Learning Academy

Reading

		Comparison Periods								Growth Evaluated Against						
		Fall 2015			Fall 2016			Growth		School Norms			Student Norms			
Grade (Fall 2016)	Growth Count†	Mean RIT	SD	Percentile	Mean RIT	SD	Percentile	Observed Growth	Observed Growth SE	Projected Growth	School Conditional Growth Index	School Conditional Growth Percentile	Count with Projection	Count Met Projection	Percent Met Projection	Student Median Conditional Growth Percentile
3	2	*			*			*					*			
4	16	178.5	15.1	7	187.9	16.8	6	9.4	2.8	9.8	-0.20	42	16	5	31	35
5	72	190.3	15.8	11	199.1	16.3	15	8.8	1.3	7.4	0.91	82	72	39	54	57
6	56	196.4	13.3	7	201.6	15.2	7	5.2	1.4	5.6	-0.28	39	56	26	46	44
7	39	198.9	14.6	3	208.7	15.5	19	9.8	1.8	4.5	2.90	99	39	28	72	69
8	2	*			*			*					*			

Reading

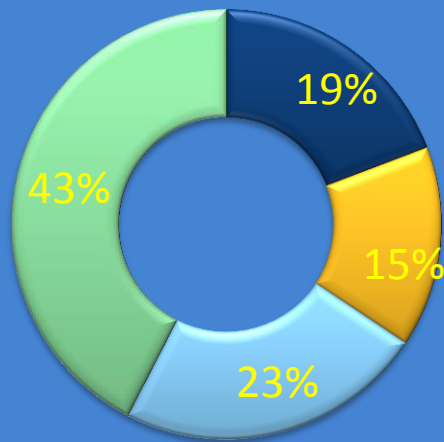




2015-2016-ELA/Literacy SBAC Results

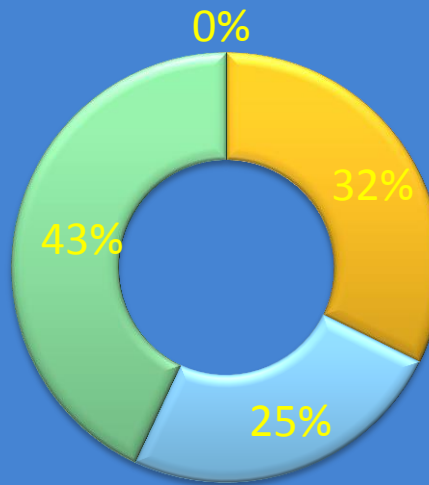


4th Grade ELA



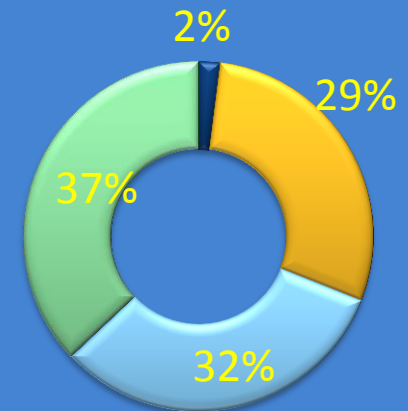
- Standard Exceeded
- Standard Met
- Standard Nearly Met
- Standard Not Met

5th Grade ELA



- Standard Exceeded
- Standard Met
- Standard Nearly Met
- Standard Not Met

6th Grade ELA



- Standard Exceeded
- Standard Met
- Standard Nearly Met
- Standard Not Met

2015 MATHEMATICS Student Status Norms

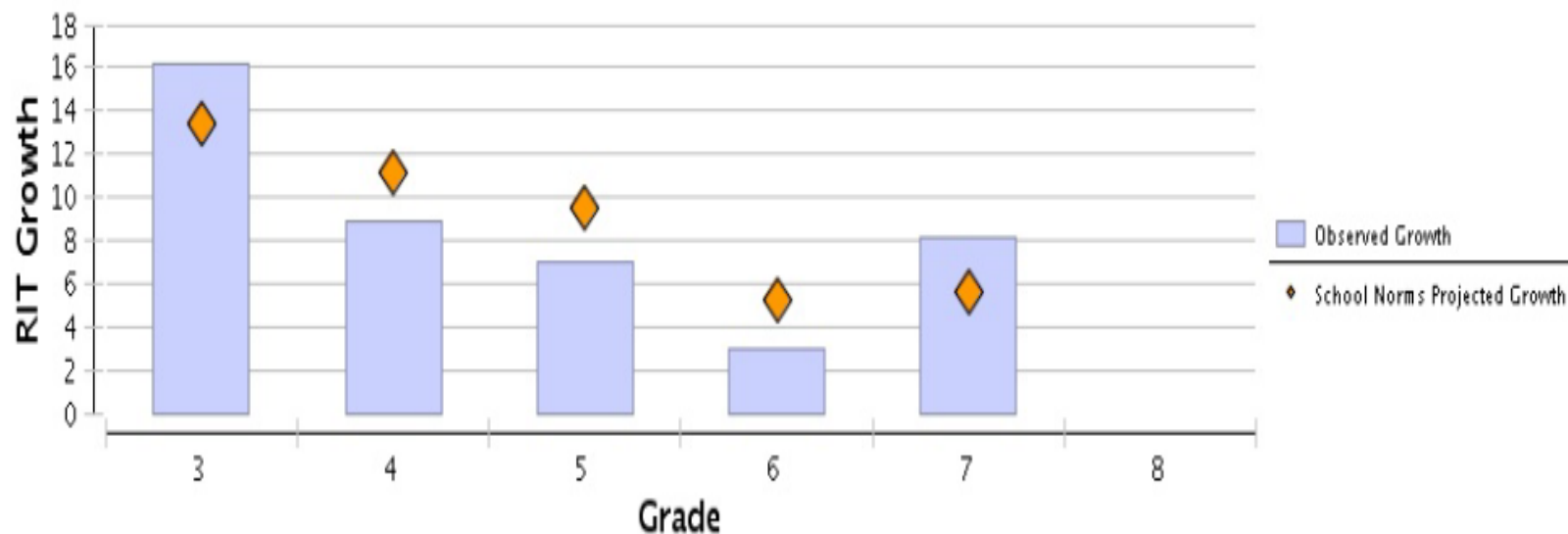
Grade	Fall Mean	Winter Mean	Spring Mean
K	140.0	151.5	159.1
1	162.4	173.8	180.8
2	176.9	186.4	192.1
3	190.4	198.2	203.4
4	201.9	208.7	213.5
5	211.4	217.2	221.4
6	217.6	222.1	225.3
7	222.6	226.1	228.6
8	226.3	229.1	230.9
9	230.3	232.2	233.4
10	230.1	231.5	232.4
11	233.3	234.4	235.0

Advanced Learning Academy

Mathematics

		Comparison Periods								Growth Evaluated Against						
		Fall 2015			Fall 2016			Growth		School Norms			Student Norms			
Grade (Fall 2016)	Growth Count†	Mean RIT	SD	Percentile	Mean RIT	SD	Percentile	Observed Growth	Observed Growth SE	Projected Growth	School Conditional Growth Index	School Conditional Growth Percentile	Count with Projection	Count Met Projection	Percent Met Projection	Student Median Conditional Growth Percentile
3	14	164.6	18.6	2	180.9	16.4	5	16.2	3.8	13.4	1.19	88	14	10	71	62
4	17	185.9	11.9	22	194.9	13.0	12	8.9	1.9	11.1	-1.04	15	17	9	53	55
5	73	197.7	13.1	24	204.7	13.2	17	7.0	1.0	9.5	-1.45	7	73	29	40	29
6	56	203.4	12.3	13	206.4	13.0	6	3.0	1.1	5.3	-1.12	13	56	27	48	44
7	39	202.4	13.9	2	210.5	14.0	6	8.1	1.5	5.6	1.26	90	39	23	59	58
8	2	*			*			*					*			

Mathematics

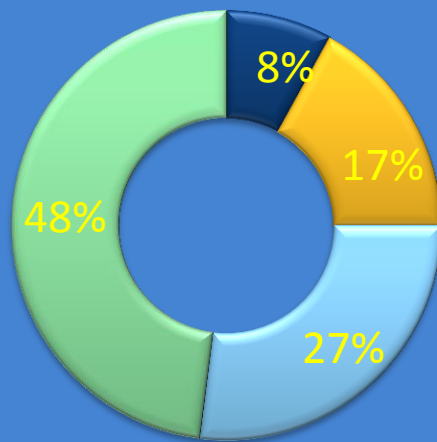




2015-2016- MATH SBAC Results

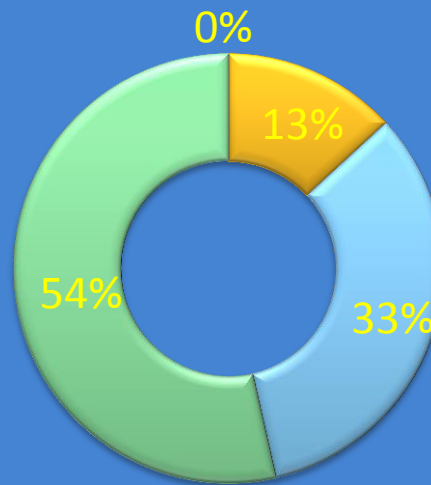


4th Grade Math



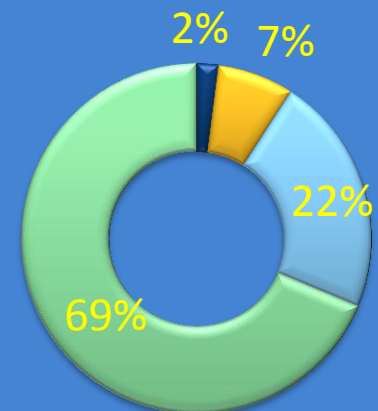
- Standard Exceeded
- Standard Met
- Standard Nearly Met
- Standard Not Met

5th Grade Math



- Standard Exceeded
- Standard Met
- Standard Nearly Met
- Standard Not Met


6th Grade Math



- Standard Exceeded
- Standard Met
- Standard Nearly Met
- Standard Not Met

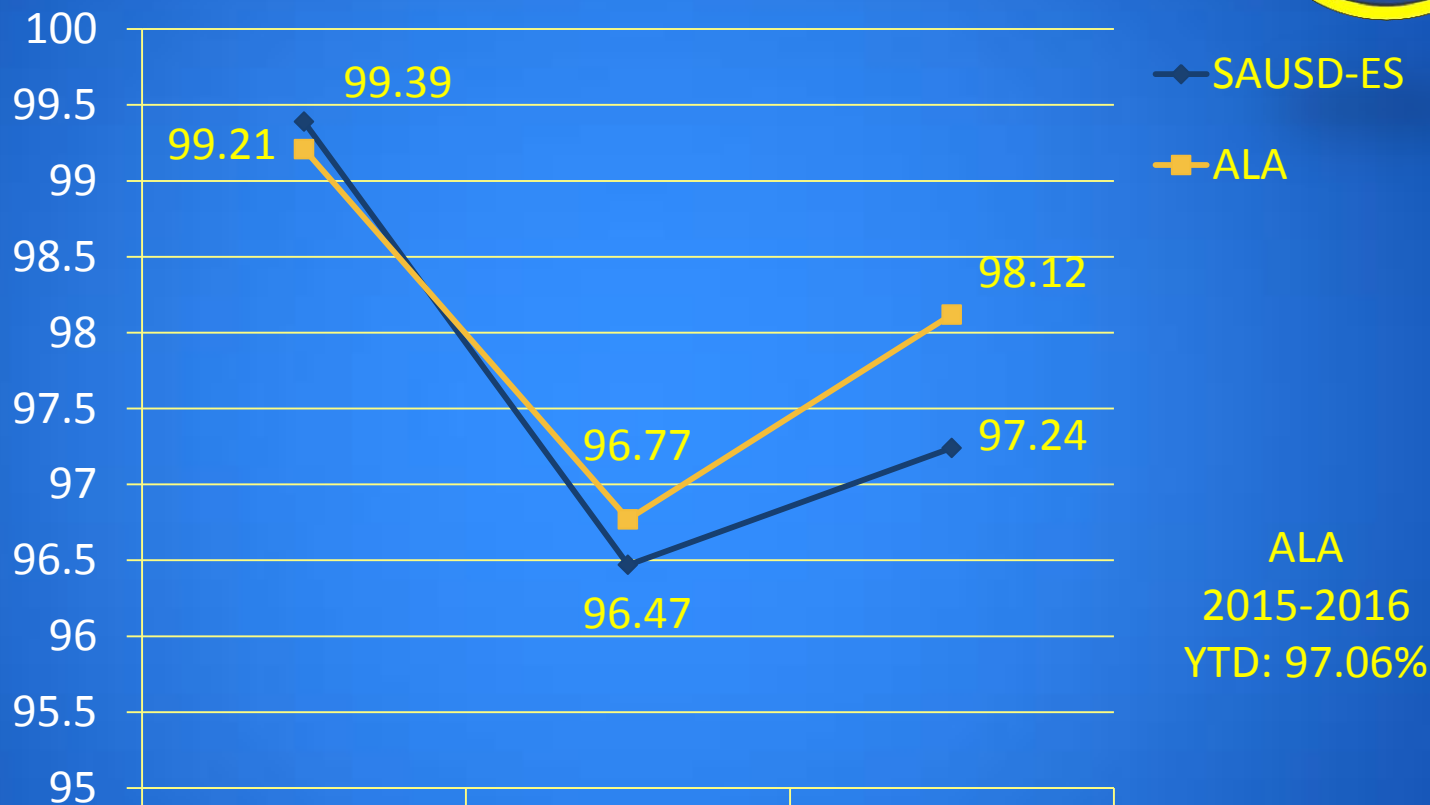


English Learner Proficiency





2015-2016 Attendance



	September	January	June
SAUSD-ES	99.39	96.47	97.24
ALA	99.21	96.77	98.12



Wolf PRIDE



Advanced Learning Academy Wolf PRIDE!



Be Proactive

- What can I do to make sure our school is safe?
- How can I be a problem solver?

Be Respectful

- How should I treat my classmates, teachers, and school?

Classroom	Hallway / Stairway	Restroom	Lunch Area	Play Area	Flex, Cardio, & Multi Media Lab
-----------	--------------------	----------	------------	-----------	---------------------------------

- Keep valuables secure
- Cooperate with others
- Try to solve your own problems, then tell the teacher if there is a problem you cannot solve

- Start your work right away
- Use directed voice levels
- Use classroom signals to get the teacher's attention
- Keep hands, feet and objects to self
- Use encouraging, polite conversation

Show Integrity

- What does it look like to do what is right?

Be Dedicated

- How can I show that I care about others and my school?

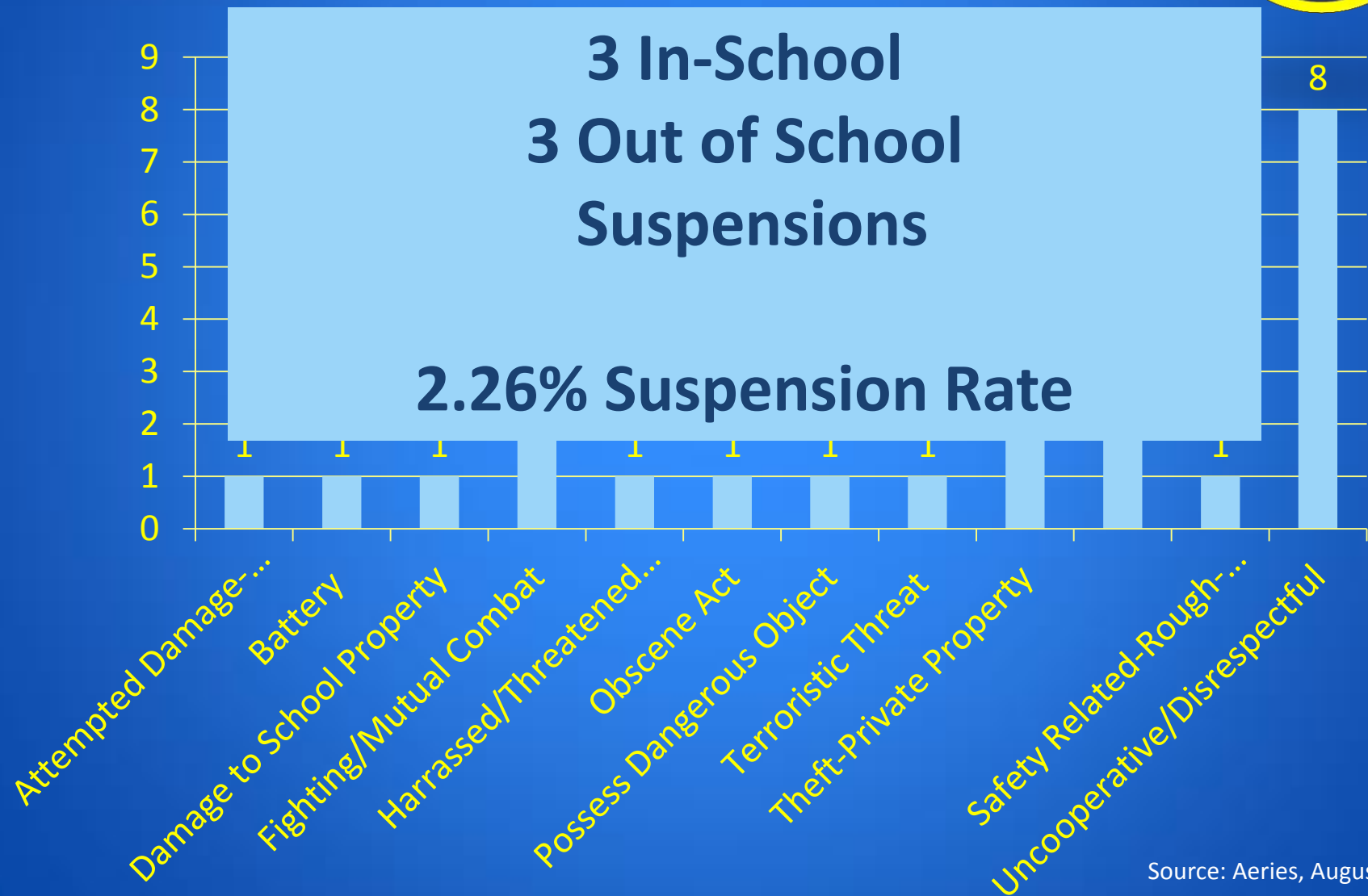
Show Excellence

- How can we create an atmosphere of excellence?
- How can I put forth my best effort?

Classroom	Hallway / Stairway	Restroom	Lunch Area	Play Area	Flex, Cardio, & Multi Media Lab
<ul style="list-style-type: none"> Stay on task Turn in quality work on time Ask questions if you need help Take responsibility for your behavior 	<ul style="list-style-type: none"> Respond to all staff directions Keep hallway and stairwell clean 	<ul style="list-style-type: none"> Go back to class quickly Tell an adult about inappropriate use of the restroom 	<ul style="list-style-type: none"> Sit in assigned area Follow lunch procedures and directions Encourage honest behavior 	<ul style="list-style-type: none"> Do the right thing no matter who is watching Follow the rules of the game Admit when I have made a mistake and make it right Listen to other students' ideas and feelings 	<ul style="list-style-type: none"> Do the right thing no matter who is watching
<ul style="list-style-type: none"> Arrive on time Bring your Chromebook fully charged Be on task Demonstrate SLANT during instruction Have a positive attitude Set priorities, make a schedule, and follow a plan 	<ul style="list-style-type: none"> Be prompt Move purposefully and safely 	<ul style="list-style-type: none"> Get in and get out 	<ul style="list-style-type: none"> Pick up all your trash Take care of your body by eating nutritious food 	<ul style="list-style-type: none"> Play fairly Include others Be helpful Take care of your body by exercising 	<ul style="list-style-type: none"> Bring necessary materials Be on task
<ul style="list-style-type: none"> Enter and exit in an orderly way Bring materials daily Follow directions quickly Go above and beyond 	<ul style="list-style-type: none"> Walk single file (head behind head) Keep right hand on railing Walk straight to your destination 	<ul style="list-style-type: none"> Flush the toilet Leave the area cleaner than when you entered 	<ul style="list-style-type: none"> Be friendly and include others, even if they are different Keep food in the lunch area Leave the area cleaner than when you arrived 	<ul style="list-style-type: none"> Be a role model on the playground 	<ul style="list-style-type: none"> Be the best that you can be



SWIS Data



Results of SEL Student Survey (Spring 2015)

Climate of support for academic learning

82 % favorable

COMPARISONS

Santa Ana Unified **83%**
Elementary **82%**

Growth Mindset

47 % favorable

COMPARISONS

Santa Ana Unified **51%**
Elementary **51%**

Knowledge and fairness of discipline, rules and norms

72 % favorable

COMPARISONS

Santa Ana Unified **79%**
Elementary **79%**

Sense of belonging (school connectedness)

71 % favorable

COMPARISONS

Santa Ana Unified **78%**
Elementary **78%**

Safety

58 % favorable

COMPARISONS

Santa Ana Unified **55%**
Elementary **56%**

Self-Efficacy

59 % favorable

COMPARISONS

Santa Ana Unified **55%**
Elementary **55%**

Self-Management

65 % favorable

COMPARISONS

Santa Ana Unified **65%**
Elementary **65%**

Social Awareness

64 % favorable

COMPARISONS

Santa Ana Unified **67%**
Elementary **68%**



Thank
You!

ADVANCED LEARNING ACADEMY

LCAP Stakeholder Engagement Meeting – November 17, 2016

GOAL I – TEACHING AND LEARNING

- STEM/NGSS Programs ✓✓
- All students taking science at least 6th grade and up ✓✓✓✓
- Real-world math ✓✓✓✓✓
- Practical math ✓✓✓
- How to tell time ✓

GOAL II – ENGAGEMENT

- Teach another language ✓✓✓✓✓✓✓
- Competitive sports/teams (5th Grade and above) ✓✓✓✓✓✓✓
- Parent English language classes / Computer classes (Morning/Evenings) ✓✓✓✓✓✓✓
- One-on-one academic counseling ✓
- Current events (activities geared to increase critical thinking with regards to current events) and increase student engagement ✓
- Monthly parent newsletter (both languages) ✓
 1. Keep parents informed
 2. Parents can keep up w/events
 3. Send by paper
 4. Post it on Facebook

GOAL III – SCHOOL CULTURE & SAFETY

- More lighting after 5pm ✓✓✓✓✓✓✓✓
- Roof/coverage on benches for rainy/hot days ✓✓✓✓✓✓✓✓
- Safety Officer/School Police ✓
- Parent volunteer program ✓✓✓✓✓✓
- Students need to feel safe when they say another student has done something wrong ✓✓✓✓✓✓

AGENDA ITEM BACKUP SHEET
December 5, 2016

Board Meeting

TITLE: **Computer Science Classes at ALA**

ITEM: **Discussion**

SUBMITTED BY: **Kimberly Garcia, Principal, Advanced Learning Academy**

PREPARED BY: **Kimberly Garcia, Principal, Advanced Learning Academy**

BACKGROUND INFORMATION:

Engage in a discussion regarding a partnership with UCI- School of Education.

RATIONALE:

To engage the Board in a discussion about a potential partnership between UCI-SAUSD for elementary (K-8) Computer Science Classes.

FUNDING:

Not Applicable

RECOMMENDATION:

Not Applicable